

CHINA BUILDING MATERIAL MAGAZINE

# 中国建材通讯

## 讲述中国建材集团的新材料故事

■ 国际进口博览会 宋志平参加开幕式等系列活动

■ 宋志平《经营心得》出版

CW 中国建材集团 2019

中国建材



**中国建材集团有限公司**  
China National Building Material Group Co.,Ltd.



##

# Contents

2018 11 134



	17	1
2		
100036		
010- 68138037		
010- 68138057		4
<hr/>		
zhgjctx@126.com		5
		6
		7
10		
3000		
<hr/>		
		8
		13
		18







8

20

120

120

10

AVANCIS

SINGULUS

“

”

172

3600

“

”

“

”

“

”

11 7

8

20



w M  $\mu$  w



Y





“ ”

” “

“ ”



0.12

40%

2015 3

0.2

0.12



90  
TFT- LCD  
TFT

TFT- LCD  
2010 12 29  
4.5 0.5  
2011 7 1 0.4

150t/d

20 70  
1995  
1953  
2000

6000  
6000

8

2013 9 8  
10 0.3- 1.1

0.5

2015 3 28 0.2


2016 4

2008 6

0.15 2018 4 0.12

LED

3D



0.1

4



10

0.12

2014 1

0.4

2006

5

60

2016

2016

2006

1047

30

2013



8

3

8.5 TFT





2005

2014

20GW

Ahancis

5GW

15GW


Ahancis

Ahancis

Ahancis

CIGS  
Ahancis  
4.0

100



Ahancis

Ahancis

Ahancis

2014 8 23

Ahancis

20

6

2015 10

30%

200

100

300

12

7

GW

Ahancis

5

23%

40

18%

33%

18.2%

15%

Ahancis





2009

5MW

2014 5

2011 10

1

CTF Solar

2015

2009

12

ANTEC

CTF Solar

35%

55%

10%



2017 8 16

1.2 w1.6  
30

1.92

8

FirstSolar

2.67

7w24

1.2 w1.6  
30

1.92

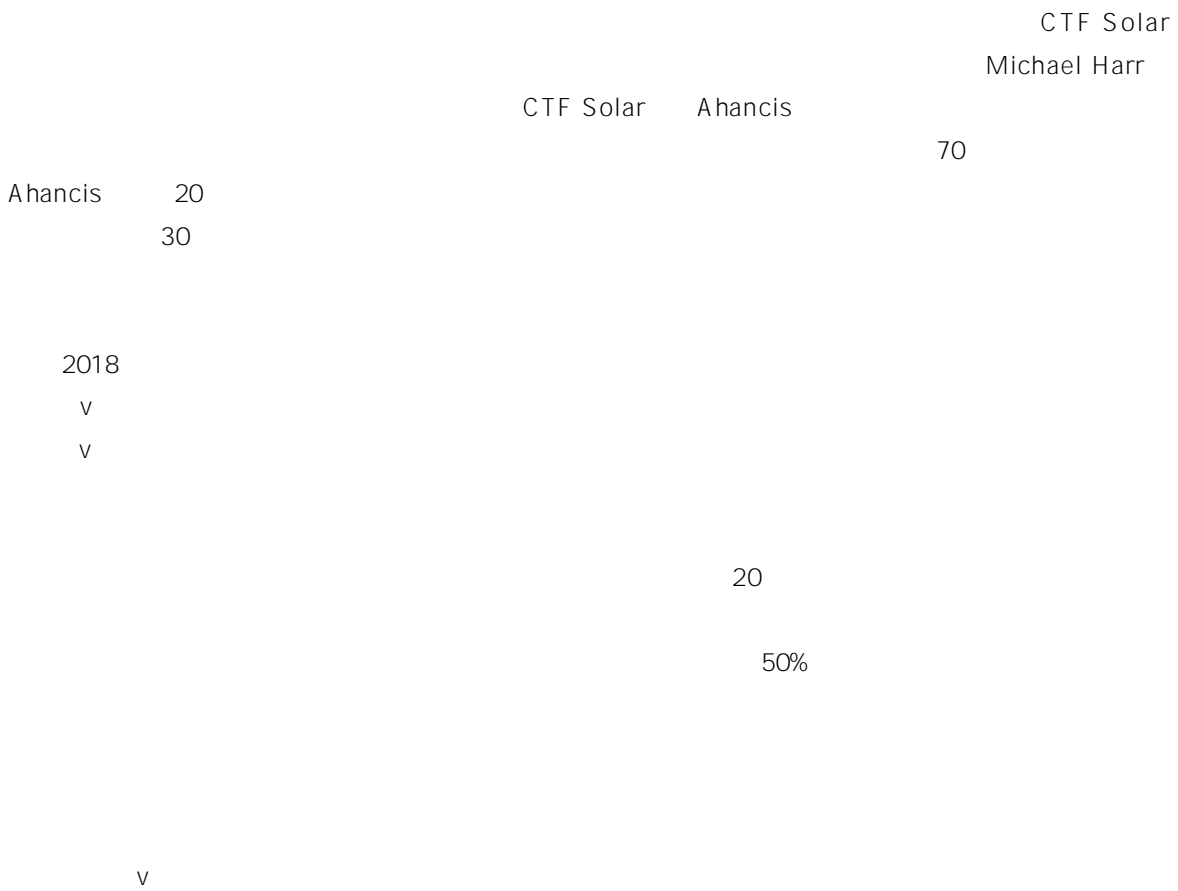
7w24

2009

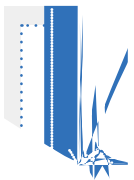
2017

8

18



ip1200mm



15 V W

15g;` EWfi





2017 8 30

2.4

10

2.4

2.4

2.4

---

2013

720

璿

Celgard

2010

2013 2014

1000

720

720

2015

CATL

CATL

珺

4

50

2013



10  
246

2.4

+BT

2016

映

.....

4000

2016


2017 8 13

24

36

2.4

200



1400

8 27

24

365

2.4



QC

QC

QC

11

A 10%  
10%  
A 80%  
90% 6  
SQE 90



2000



A

2017 8 30

2020

20

2017  
1130  
600


20

2011 2020

2020

BT

200 /






## ## #

2017  
1200

17000

20







30

3

6

600

300

80%





7

10



---

•

•

•

•

•

S' # #'

'''

%

L L

S' # &

&

%

#(

&



01











2014

2014 5

GOE Arish 2 5775

2014

GOE Arish 2

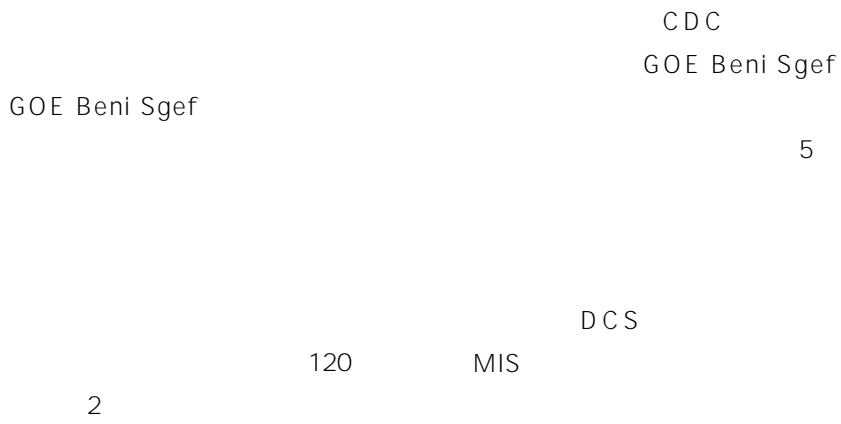
2.7

5775 GOE Arish 2  
6000 GOE Beni Sgef 6

2014 7



GOE Beni Sgef



GOE Beni Sgef

11

9

24%

35

67%

85

GOE Beni Sgef

4

8000

220/11kV- 9j 45MVA

EPC 1+N

2018 6

14

11

GOE

Beni Sgef





1

1

1

32

56

1

1

1

4

2

1



2

8

1

1

1

1


1-2

1

1

1

1





11



5 16  
50

40

90

Marina  
380

300



2008

2011 15

2011

2013

.....

2015

11

2016

11

11

11

80%  
50%

2007

11



//

//

) #

%

%

\*)

3333

&

#

#

3333

\$

£

\* &



S''''

#%

#/%%

(,%'

),%'

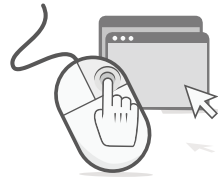
#',%'

#),%'

),&

S& \*'

#S,"''



01

1

03


CEO

02

48

04







\*%

+

S"

\$' / fi

\*%

%

#% # )



