

• 2018 6 129 •


## 宋志平：我的改革心路（三）

“我们”重组顺利完成 中国建材股份有限公司召开股东大会和董事会  
中国志愿服务基金会中国建材 基金在京启动

第47号：京内政准字0815-10074



**中国建材集团有限公司**  
China National Building Material Group Co.,Ltd.



---

5000

500

AI

50

40

# Contents

2018 6 129



1

4 " "

5 " "

6

7

8

9 " "



10

11



12

33



35

46

12

39

48

" "

" "

GOE6

42

6000

44

" "

(





“

”

12

11

“

”





“

”

66

69







“ ” “ ” “ ” “ ”











“

”



“ ”









$\frac{3}{4}$

“ ”

500

20

10

10

10

“

”

10

“

”

“

”



“ ”  
“ ”  
“ ”  
10  
2002 3 13 3  
20


“ ”  
“ ”

10 “ ”  
“ ” “ ” “ ” “ ”

Ø R







2002

GDP

2002 7

"

"

2003 4 16

"

"

"

"

4 23


2 2000

"

"

!







70% 30%

1 50 70% 30% 6  
4

2002

"

"



"

"

8



" "

90%

" "

2005 3 28



2006 3 23

H

10%

1000

2005 7

CEMEX

CRH

10%

10

2

"

"

"

"

2005 10

2006 3

2005 3 28

券

“

”

### Mission Impossible

2005

1

2006

3.5

A

A

”

4

”

”

”

”

”

”

”

”

”

”

”

6

3

3

1

”

”

”





" "

" "

" " " "

"

"

" "

500

80

Q

Q

" "

" "

" "

"

" " "



"


"

2013

"

"

20 90



---

2006 " " 9%  
4  
10  
50

1 5000 2  
1

« N



1 30 " "

5000 2 " " " "

2007 4

4



" "

400 100

20

”

”

”



2007 9 26

”

”



30 2 5000



300

131





100

"

"

2006

39

100

H

"

"



2006 10

3

"

"

2008 5

"

"

"

"



“ ” “ ” “ ”  
“ ” “ ” “ ” “ ”  
“ ” “ ” “ ” “ ” “ ”  
“ ” “ ” “ ” “ ” “ ”  
“ ” “ ” “ ” “ ” “ ”  
“ ” “ ” “ ” “ ” “ ”

KPI

KPI



“ ” “ ” “ 5S” “ TQC” 10% 5.3 20%

“ ” “ ” “ ” “ ” “ ” “ ” “ ”  
“ ” “ ” “ ” “ ” “ ” “ ” “ ” “ ”  
“ ” “ ” “ ” “ ” “ ” “ ” “ ” “ ”

KPI

10%

62%

3000

5

2007

13




10

2011

2015

0



J

" " " "



500

" "

"

"

"

"



23

3

3

"

"

100

"

"

20

1 2

7500

15

5

60

"

"

100

100

"

90

30

"

1 2

4600



					13.7	
"	"				25%	
	"					22
"						
					38%	
"	"					
	"					
				2015		
				329.7	2014	
				57.9%		3.7%
				10		
					9	
18.2	2016			2016		

518

5.9%  
2016 5 5

2016 34

2016 10 25

351

2016

1. “ C12+4”

2017 3 3

“ 2017

“ C8+3”

5

“ C8+3”


“ C12+4”

“ C12+4”





## 2 “C5+2”



2016 2017 5 6

35 2017

6  
3

3

" C12+4"

2016

2016 351

2017 5 6

2016 12

2016 9

1.

2016 2017

2017

3

1.7

3 15

1800

CO<sub>2</sub>

2017

1.5

SO<sub>2</sub>

10

5 14 15 "

"

NOx

21

1.6

2014

8 10

2017 6

2

2016







“ ”

“ ”

“ ”

50  
3000

“ ”  
“ ”

“

“

9

“ ”

“

“



“ ”  
“ ”  
“ ”

STG



“ ”

20 30

1000

500 500 3000

“ ”

5 600

2500

500

TCL

4 21 50

1979



“ ”

1994 2016  
22

270



---

2007		60H <sub>2</sub>	Akcansa	
"	" "			
"	2011		SCCC	
"	"		YCC	
"	"		2017	
"	"	6	GENSER	
				2003
				26kW/tcl
				35kW/

60%

Lafarge	Holcim
	Heidelberg
	S C G
Votorantim	FAUJI



ASME



tcl

50

300



YCC

2

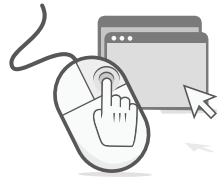
2

3

3

"

"



"

"

"

"

"

"

2018

"

"

6

"

"

8







“

”

；

；

！





