


CHINA BUILDING MATERIAL MAGAZINE

中国建材通讯

• 2018 2-3 125-126 •




中国建材

杂志

中国建材
集团
有限公司
北京



中国建材集团有限公司
China National Building Material Group Co.,Ltd.



“

”

GDP 6.5%

“

”

“

”

“

”

“

”

“

”

“

”

“

”

“

”

“


”

Contents

2018

2- 3

125- 126



1

4

5

6

7

8

2017

9

10

24

33



34

36

38

42

44

47

50

52

54

56

58

60

62

63

64

13



B 9



“ ”





2017-2018 1345 91.2
35

2006 9

26 3.8

14

“ ”



2017



2017

2017

7 23

23

“ — — ”

5

“ ”

6



3 12-16



AI

“ ”

“ ”

“

”

КП

“

”

“ ”

“ ”

“

” “

”



“ 2 26 ”

—

:

1



A

2000

20

15

10

2016 8 26

2002

2003

15

15

2002

65

36

3042

15

BPB

70

500

2016

259

500

230


2000

99.9%

2005

CNBM

CNBM





1972



=

+


v

2005

2016

25


T800 T1000



d

$\frac{3}{4}$







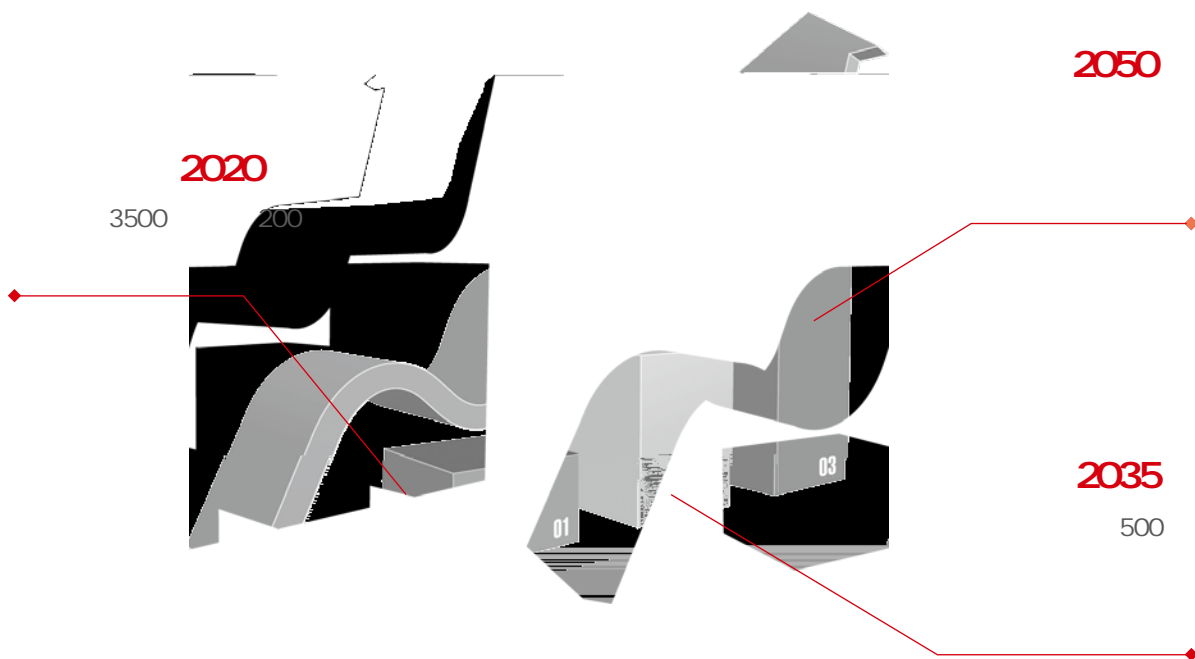
AI

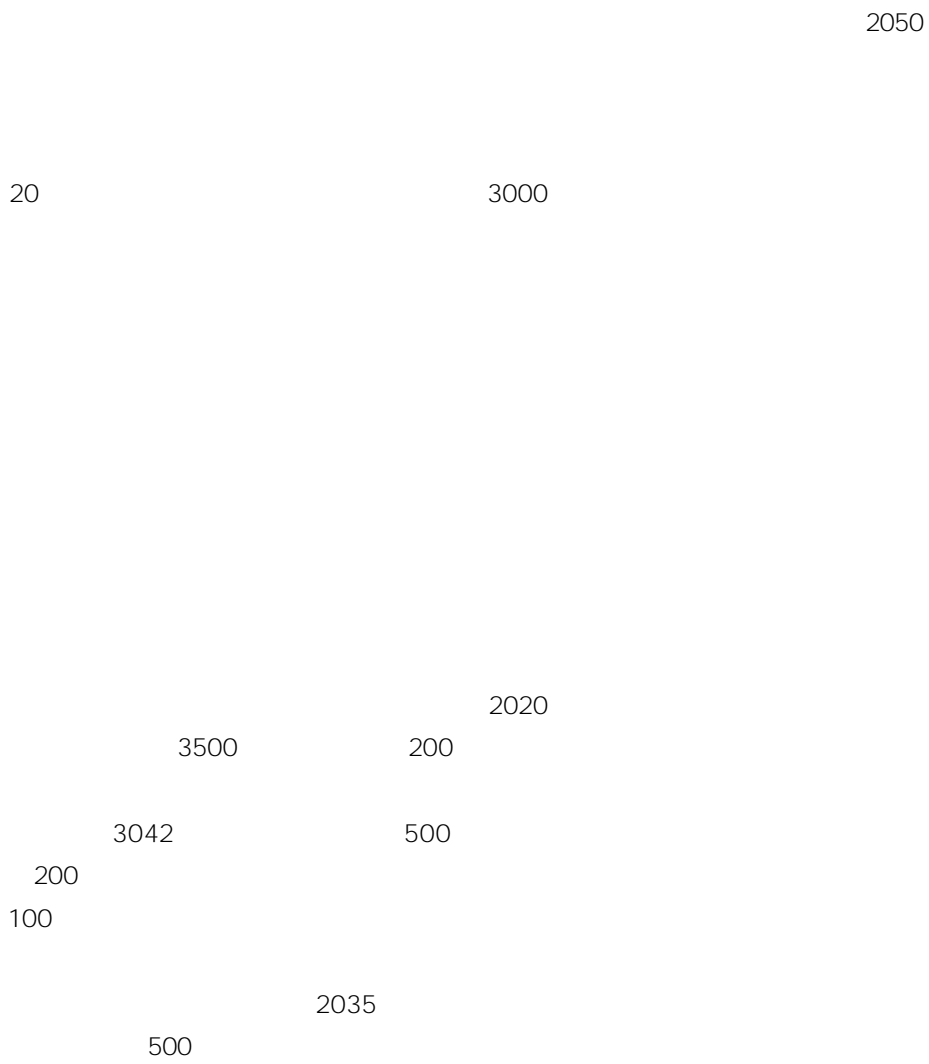
15


5+2 +

30

AI









2017

8

“ ” “ ” “ ”

“ ”

40

“ ” “ ” “ ” “ ”



2000

		2002	2017	15
			2002	
1000	GDP	10		2017
	GDP	82.7		
		2002		
	7.3	2017		23.4



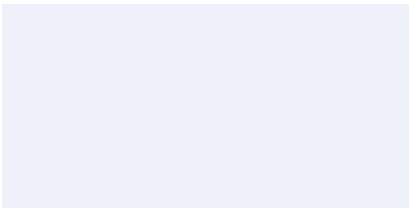
GDP

32.5

2500

40

500

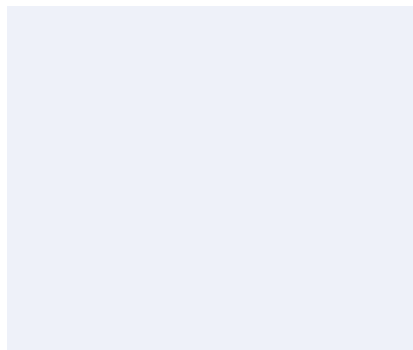
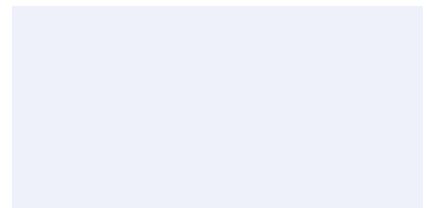


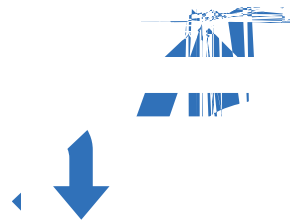

1912

32.5

70%

300





© 2017

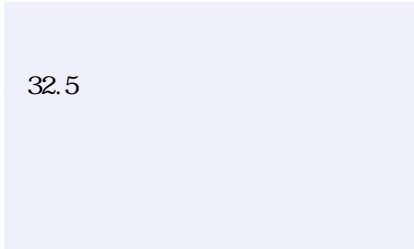

8
7
6



23.4
8

2500

9150 18% 877
94%
2011



30

32.5

34

100

32.5

32.5

95%


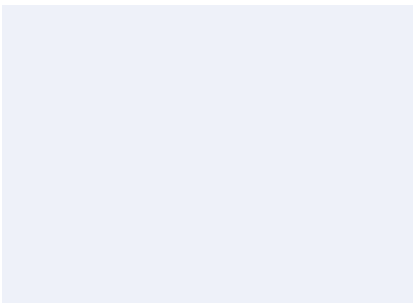
5000


4800

1.6

7

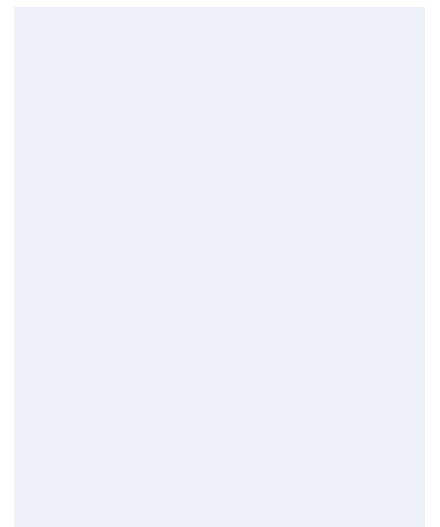
8pDP






25 8 25
 15 16
 10 100

AI





500	115
48	18
500	
	500

2017
8% 5173 75
17%

2017

v



v





9/ 11


Facebook

2008



call

“ ”



130

31 20

5.3
65%
2000 5000





65% - 70%

2

438

336

80

20
70%

2017

30

1

---" "

30


30

2000

500

75

30



350f/h

.....

CALL

“

”

“

”

—




500f/d

2001



2016

2010
2016 7
500 18



1989

900 p1500

噫

19

+








“ ”

.....

“ ”

STG





2017 12 5


“ ”

STG4200tpd

2*6000tpd

2018

2017





Kidll Shadpoh

2012

Ggenfogd fogl i

480




Ggenfogd fogl i

Langeon maeankinga

Langeon maeankinga



GU3	DEV3		FAC	UNICEM	1	MBE
BISKRA	34	PAC	UNICEM	DEVNYA	2016- 2017	PAC
	BISKRA					





14

2017

110

KPI

KPI



300

			199	1
			2	
	2017			
644	20142			
		2017		26

2018

	2017	31
3		

2017





--

30

- -

45%

- -

200

2014

2016

2016

" "

5000

100%

40%

2014 1

- -



2015

5000f/d

2016

4200

4000

70%

C2+11

C2+11+5

15 /

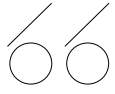
10%

2016

1992

131

20



	2013			30
	131		13	
			10	
			3	
TC		1		2
			20	2014
			2016	2017



“

”

— —

2009 12 - 2017 7

115

1 - 100

MWANZA ARUSHA

30%

2007 7

2017

2015

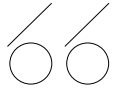
2016

90%

2017

300

10



2017

BNBM

F fo

C





董事长带着我们演《绒花》

.....

——

“

——

”

“ ” “ ” “ ”

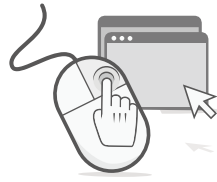
”

“ ”

.....

”

“



01

CNBM

45

48

40

02

2018 3

55

04

12


12

35

03

05

2018



3 2

3 2
14410

3 2 3 4
38558



Ahancie

300w 300

18.2%

17.9%



震撼 感动 压力

FAST
20

80 90

30

我的国 我为你歌唱

七排律 大国重器

——

“ ” “ ” FAST

水调歌头

——

祖国 为你唱一首歌

